

G-SHOCK

PRO PARTNER



G-SHOCK PRO PARTNER COLLECTION

AUTUMN / WINTER | 2024

VALID FROM SEPTEMBER 2024




#NEVERGIVEUP

Tirelessly the young CASIO engineer Kikuo Ibe tried to realize his dream of developing an ultra-rugged watch that wouldn't mind blows, shocks and falls. “**Willpower**” meets “**overtime**”. Surrender was out of question. Thus an unbending spirit became an almost “**indestructible**” watch. Since then, G-SHOCK has accompanied people who never give up. Like for example the GMW-B5000. The stainless steel model interprets the original „spirit“ of the first G-SHOCK for a new time. Challenging, fascinating, changeable.

Go ahead and make your ideas come true. With style and toughness.



Never Give Up!
伊部菊雄








YAMAGATA FACTORY
PREMIUM MANUFACTORY.

G-SHOCK watches are products of high quality. They combine functionality and beauty. Craftsmanship and state-of-the-art LSI technologies breathe life into CASIO wristwatches and exemplify the quality for which Japan is known on the world market. CASIO is just as committed to forward-looking digital technologies as it is to traditional craftsmanship. The result are watches that are on the one hand as robust as possible, but on the other hand shine with the technological innovations of the present.




Premium Production Line
YAMAGATA, JAPAN





PERFECT INTERPLAY OF MATERIAL AND DESIGN.

CASIO forges functional beauty with state-of-the-art processing technology. The best of the materials used are thus brought out to perfection, creating sophisticated functionality alongside an unmistakable design. At the same time, G-SHOCK constantly surprises with new technical and stylish impulses. Because each model continues to develop.

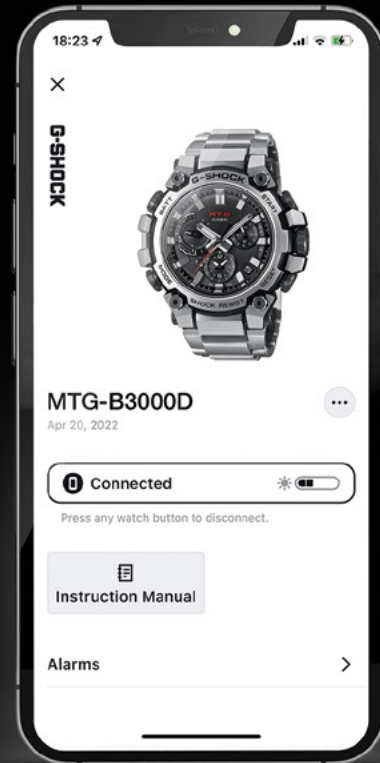


MT-G

MTG-B3000-SERIES

FINELY CRAFTED.
HARD TO RESIST.

Premium Production Line
YAMAGATA, JAPAN 



MTG-B3000D-1AER

Band change made easy

Thanks to a novel mechanism, the band can be changed super easily by simply pressing on the strap lug.



Carbon reinforced Stainless steel case

The carbon inlay in the stainless-steel case has an additional stabilising effect. It also reduces weight and thus increases the wearing comfort.



Sapphire crystal

Unlike normal glass, sapphire crystal is absolutely scratch-resistant thanks to its crystalline structure and thus ensures a brilliant appearance.



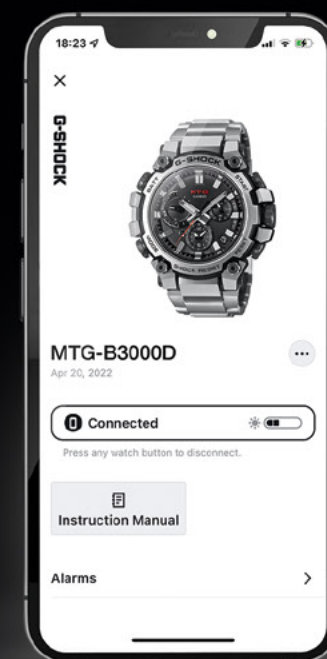
Premium Metal Finish

Before an MT-G leaves our factory in Yamagata, Japan, it is polished by hand and is given its particularly high-quality metallic look by a special finishing process.



FUNCTIONALITY WAS NEVER MORE BEAUTIFUL.

Streamlined, complex and maximally compact: the new design concept convinces in every second. Interlocking metal parts, the new Dual Core Guard structure and an innovative slim design give the models of the MTG-B3000 collection a fascinating look and a unique feel.



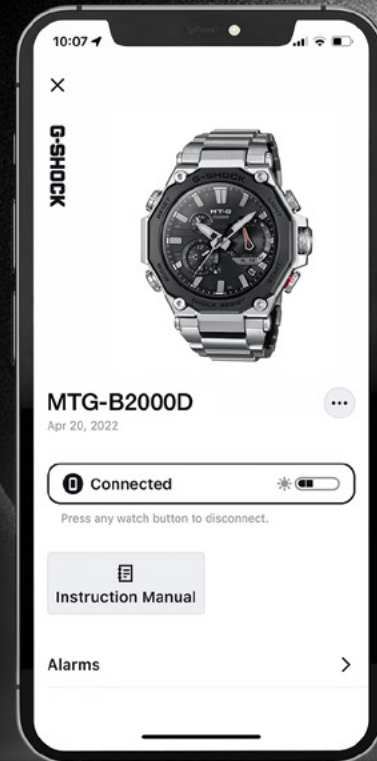
MTG-B3000D-1AER | 1.100 €*

MT-G

MTG-B2000-SERIES

THE NEW EASE
OF EXCELLENCE.

Premium Production Line
YAMAGATA, JAPAN 



MTG-B2000D-1AER


Monocoque housing

The core of the MTG-B2000 is a monocoque case: no connecting elements and no edges for maximum break resistance. Thanks to carbon fibre, this ultra-stable construction is particularly light and therefore increases the comfort of the watch when worn.



Bluetooth® Smart

Simply set the alarm, timer and world time via the CASIO WATCHES app on your smartphone. The watch simply synchronises automatically with the current local time on the mobile phone; maximum ease of use guaranteed.



Stainless steel resin composite band

The solid stainless steel band is coated on the inside with soft, non-heat-conducting resin links that simultaneously maximise wearing comfort and shock resistance.



WHEN ENGINEERING
TAKES THE BREATH AWAY.

“MT-G” stands for „Metal Twisted G-SHOCK“. This is because stainless steel and resin are combined in this series, which on the one hand increases the wearing comfort and on the other hand the robustness of the watch. This is typical for an MT-G. Because in order to perfectly combine toughness and aesthetics, the MT-G series is always breaking new ground. Perfect for all those who push boundaries.



MTG-B2000B-1A2ER

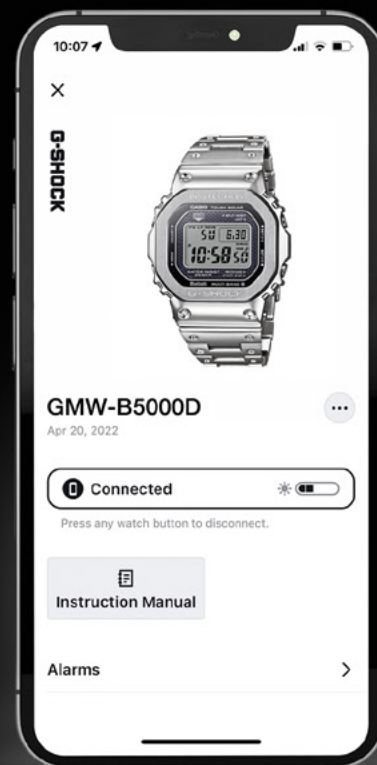
MTG-B2000D-1AER

THE ORIGIN

GMW-B5000-SERIES

LEGENDS IN STEEL.

Premium Production Line
YAMAGATA, JAPAN



GMW-B5000D-1ER

Workmanship of the band

The band is screwed to the case and additionally secured with a pin. This makes the watch even more robust against external influences.



Finished bezel

Brushed and polished steel give the bezel its unique look with the „hairline finish“.



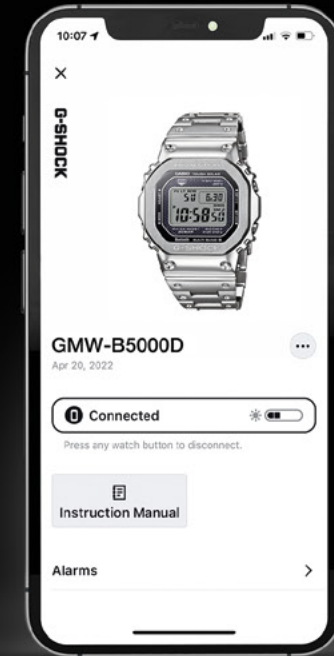
DLC coated case back

The fixed screw-down case back guarantees the water resistance of the watch. The additional „Diamond-Like Coating“ finish also protects the case from signs of wear.



HIGH-TECH HAS NEVER BEEN MORE ICONIC.

The original from 1983, tougher than ever: set in steel, a breakthrough in terms of style and function. With Bluetooth® Smart, the alarm, timer and world time can be easily set via the CASIO WATCHES app with your smartphone. The watch automatically synchronises with the time on the smartphone. If you want to take toughness to the next level, you can't do without the models in the GMW-B5000 series.



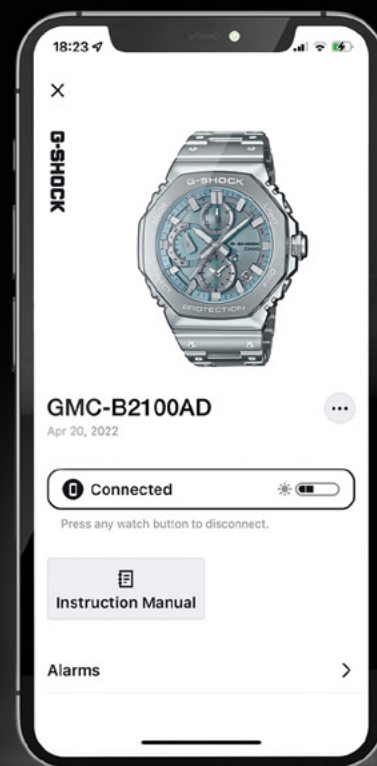
GMW-B5000D-1ER

CLASSIC

GMC-B2100-SERIES

CLASSIC CHRONOGRAPH LOOK,
UNIQUELY TOUGH.

Premium Production Line
YAMAGATA, JAPAN



GMC-B2100AD-2AER

Simple operation via Smart Access

Even without a smartphone, all functions can be set easily and intuitively via Smart Access. Simply turn and press the digital crown to set the world time or alarm time, for example.



Clear and elegant

Thanks to its large indices, the dial is particularly easy to read and the metallic colouring makes it strikingly elegant. Particularly sustainable: highly efficient solar cells are integrated under the display.



Compact & comfortable

Thanks to its compact shape and slim case measuring less than 13 mm, the watch lies flat on the wrist. This makes it easy to slip into shirts and jackets and the low weight also makes it particularly comfortable to wear.



ABSOLUTE TOUGHNESS HAS NEVER BEEN MORE ELEGANT.

A striking, minimalist chronograph on the outside, a genuine G-SHOCK at heart. The GMC-B2100 combines classic analogue design with state-of-the-art digital technology such as sustainable solar technology, millisecond-precise radio signal reception, Bluetooth® and fast operation via Smart Access. Whether on the job or on the street - absolute toughness has never been more elegant.



GMC-B2100AD-2AER

GMC-B2100D-1AER

Super Illuminator

LEDs provide extra bright illumination of the dial. Combined with the fluorescent hour and minute hands and the large hour indices, comfortable readability even in the dark is guaranteed.



Carbon reinforced stainless steel case

The carbon core inside is extremely light and at the same time offers maximum protection for the module and the solar cell. In combination with stainless steel, the watch defies even the toughest conditions.



Elaborate polishes

Processing-intensive finishes such as hairline and mirror finishes guarantee an unmistakable, high-quality look and imprint the watch with its own individual optical signature.



CULT BECOMES ICON.

In 1983, the first G-SHOCK ushered in a new era. Now, 40 years later, the CLASSIC collection goes one step further. Functions such as Bluetooth® have been added, but the heart of a genuine G-SHOCK has remained. Full metal and elaborate finishes make the CLASSIC collection a legendary piece of ... contemporary history.



GM-B2100GD-9AER

GM-B2100BD-1AER

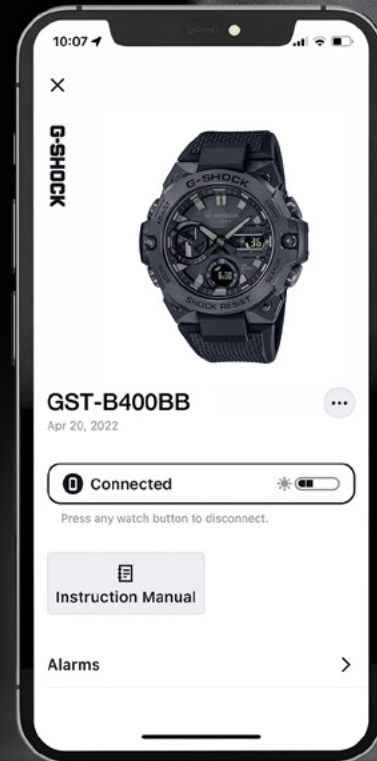
GM-B2100AD-2AER

GM-B2100D-1AER

G-STEEL

GST-B400BB-1AER

MADE FROM STEEL.
MADE WITH CONVICTION.



GST-B400BB-1AER

Quick Release Slider

Band change made easy. The Quick Release Slider makes it easy to change bands and create a new look again and again.



Extra slim case

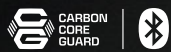
The housing is carbon reinforced and therefore very light and shock-resistant. Particularly attractive: thanks to the stability, it can be reduced to 12.9 mm. Generously sized stainless steel buttons guarantee comfortable operability.



TRUE STRENGTH SHOWS ITSELF,
WHEN EVERYTHING IS IN MOTION.

Every day is a new world. Every hour a new possibility. The models in the GST-B400 series combine versatility with powerful concentration – for men who know how to seize the moment.

GST-B400BB-1AER



GST-B400-1AER

GST-B100-1AER



GST-B100D-1AER

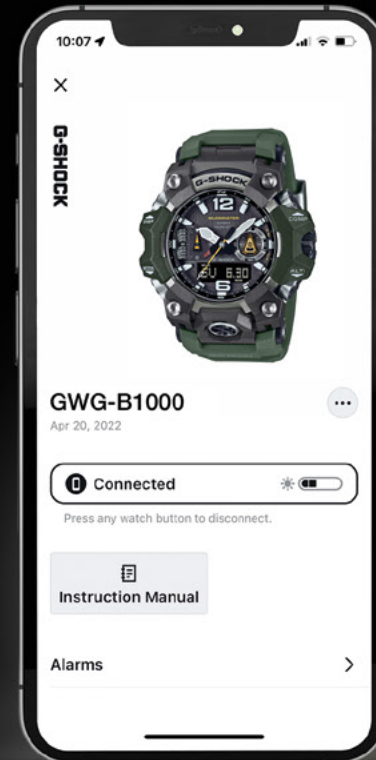
GST-W110-1AER

MUDMASTER

GWG-B1000-SERIES

NEW DESIGN.
NEW CHALLENGES.

Premium Production Line
YAMAGATA, JAPAN



GWG-B1000-3AER

Inspired by professional equipment

More than ever, the design integrates the rugged, tough look of off-road vehicles and survival gear. Multi-component structure, large dial and buttons in XXL make the new model even more durable and easier to handle.

New multi-component structure

The new structure with components made of stainless steel and carbon fibre reinforced resin significantly increases the durability of the watch. The surfaces of the materials offer maximum abrasion resistance due to the diamond-like carbon coating (DLC).

Location Indicator

Advanced navigation functions such as the Location Indicator facilitate precise orientation in the terrain.



SIMPLY EXTREMELY
SUSTAINABLE AND RESILIENT.

Now it goes much further in every respect. Because the models in the GWG series are equipped with precise sensor technology such as a digital compass, altimeter up to 10,000 metres, barometer and thermometer. Pictures and notes can be uploaded more easily than ever, linked to routes and simply called up via smartphone. The CASIO WATCHES app makes this possible as easy as a breeze. This fascinating high-tech package is perfectly protected by the sophisticated multi-component structure.

The environment is well taken care of, because the watch is produced in a particularly resource-friendly way. The perfect model for all those who want to achieve ambitious goals.

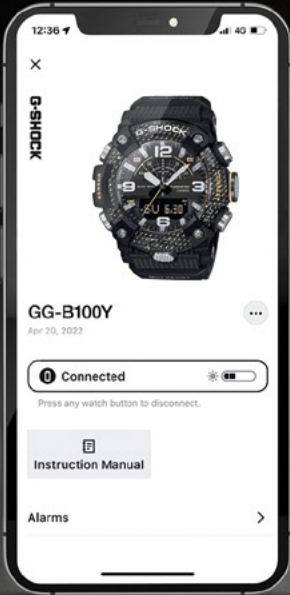


GWG-B1000EC-1AER

GWG-B1000-3AER

GWG-B1000-1AER

GWG-B1000-1A4ER



GG-B100Y-1AER

GG-B100-1A3ER



GWG-100-1A3ER

MUDMAN

GW-9500-SERIES

**HIGH PERFORMANCE
FOR EVERY CHALLENGE.**



So tough is flat

Thanks to the new cut of the glass and a new method of glass bonding, the watch is particularly flat and offers even greater toughness thanks to the Carbon Core Guard structure. At the same time, the case is only 14.8 mm thin, despite the triple sensor technology and the dual-layer LCD.



Perfect readability

The Dual Layer Display extends the depth of information on the display. In the inactive state, only the time is displayed. As soon as additional features such as the compass are used, the display is expanded to include the compass direction and magnetic north. This is clear and particularly practical thanks to better readability.



Mud resistant construction

The front button and the three sensor buttons are embedded in special stainless steel sleeves for extra protection against mud and water. In addition, all keys are equipped with several seals to prevent contamination by small particles or liquids.



PERFECTION FOR ALL DEMANDS.

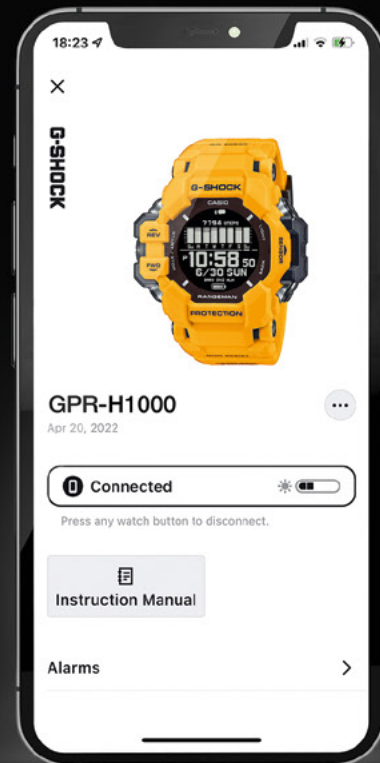
If you leave the familiar behind, you should have everything in view – quite simply with the models of the GW-9500 series: thanks to sensitive sensor technology, direction and weather data can be called up precisely, and the time, accurate to the second, is available even in the most remote corners thanks to radio signal reception. Since every second counts in the wilderness, the innovative dual-layer LCD makes environmental data even easier to read in difficult conditions. At the same time, the models of the GW-9500 series remain fit even during demanding expeditions thanks to solar operation and a darkness reserve of up to two years, and are even more comfortable to wear thanks to the flat housing. Of course, this piece of wilderness equipment is particularly sustainable: the case and band are made from renewable raw materials. If you want to leave the familiar behind, you should set new standards.



RANGEMAN

GPR-H1000-SERIES

EXTREMELY STRONG.
FOR ALL CHALLENGES.



GPR-H1000-9ER

Heart rate monitor

Thanks to an optical sensor at the bottom of the housing the heart rate is measured.



Housing / buttons

The push-buttons are embedded in custom-fit sleeves and are additionally sealed with Alpha Gel. This prevents even the finest particles from penetrating the watch and makes the case resistant to mud and dirt.



Activity Modes

The watch has several activity modes that can be preselected in order to analyse and control the activity individually. This allows workouts to be analysed with regard to the appropriate parameters.



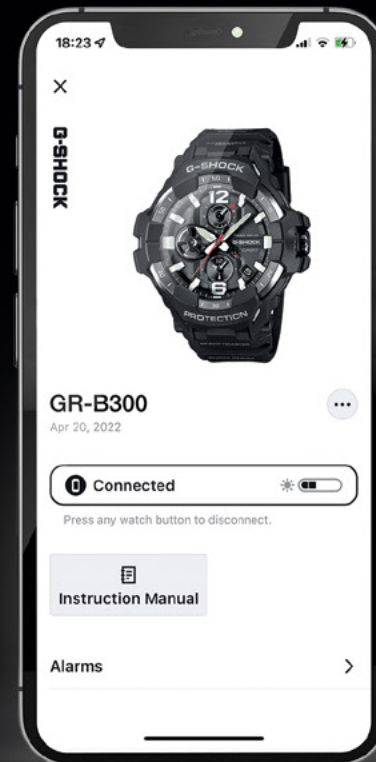
DO NOT ONLY ARRIVE,
BUT ALSO GET AHEAD.

Perfect for growing with challenges: thanks to the activity modes, the GPR-H1000 is full of challenges that will push you to your limits thanks to the heart rate monitor. But it is also a real RANGEMAN and at home in the most difficult terrain. Equipped with high-tech sensors such as a digital compass, altimeter, barometer and thermometer as well as innovative display technology for a razor-sharp data display, it is also resistant to mud and dust. Where paths end, new possibilities begin.

GRAVITYMASTER

GR-B300-SERIES

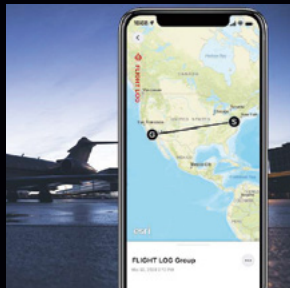
WELCOME TO THE COCKPIT.
PILOT'S WATCHES
FOR STRONG HEADWINDS.



GR-B300-1AER

Flight log

At the touch of a button, the time and position are transmitted to the Smart-Phone and saved on a virtual map. Departure and arrival times can thus be easily logged and grouped according to different criteria in order to save details such as departure, transit and home locations.

**Dual Time**

In addition to the local time, a second time zone can also be set. This means you can always keep an eye on your home time, even when travelling. Easy and intuitive to set via the smartphone app.

**3D dial**

The 3D dial and the extra-large indices make it particularly easy to read the time, even in difficult visibility conditions. The metal bezel additionally emphasises the large dial and underlines the functional design.



ENGINEERING AT THE HIGHEST LEVEL

– READY FOR ANY TURBULENCE.

When the air gets thin and the pressure rises, the pilot's watches from the legendary GRAVITYMASTER series come into play. Equipped with the innovative Carbon Core Guard structure, the new GR-B300 collection, inspired by modern aircraft construction, is particularly robust and lightweight thanks to the carbon materials used and the seamless bezel. Efficient design such as large index markings for quick readability and sophisticated functions such as Flight Log and Dual Time help you to make quick decisions even under pressure. Because sometimes every second counts.



GR-B300EC-1AER

GR-B300-1AER

GR-B300-1A4ER

GR-B300-8A2ER



GW-3000M-4AER

Triple Sensor Technology

One watch, three sensors. At the touch of a button, you can measure compass direction, atmospheric pressure, altitude and temperature. Precisely and directly on the wrist.



Altimeter

The pressure sensor detects changes in air pressure and converts the result into altitude data up to 10,000 m.



Compass

The direction sensor determines the magnetic north direction and displays it.



Thermometer

The sensor measures the ambient temperature of the watch and displays it in degrees Celsius (-10°C / +60°C).



GW-9400-1ER

G-SHOCK

PRO PARTNER



G-SHOCK PRO PARTNER COLLECTION

AUTUMN / WINTER 2024

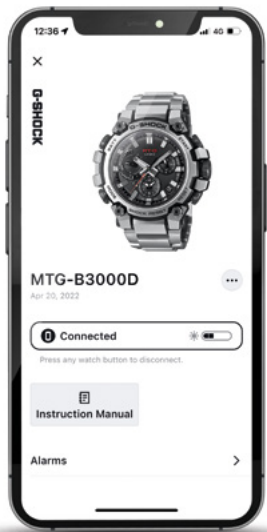
This season, G-SHOCK continues to fascinate with unmistakable toughness and high-quality workmanship.



MT-G

FINELY CRAFTED.
HARD TO RESIST.

The interplay between the visible and invisible components of the MT-G collection creates a feeling of powerful calm and precise dynamism. Because MT-G relies on masterful contrasts down to the last detail with absolute precision at the same time. High-tech is a matter of course.



5672 | MTG-B3000D-1AER

Ø 51 mm
Sapphire crystal



5636 | MTG-B2000D-1AER

Ø 51 mm
Ionised bezel
Sapphire crystal



5636 | MTG-B2000B-1A2ER

Ø 51 mm
Ionised case
Sapphire crystal



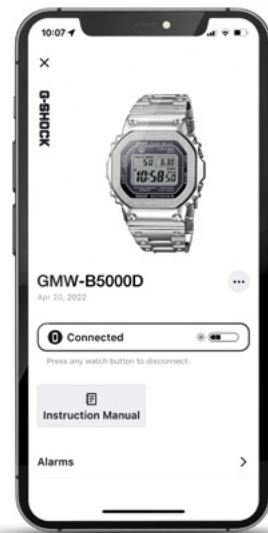
THE ORIGIN

GMW - B 5 0 0 0

ESSENTIAL. ROBUST. STRONG.

The classic G-SHOCK meets high-quality materials – the beginning of a new evolution. As a tribute to the first G-SHOCK from 1983, the models of the GMW series take on the characteristic design and create a whole new value through stainless steel or titanium.

Absolute toughness – interpreted for a new era.



3459 | **GMW-B5000D-1ER**

Ø 43 mm

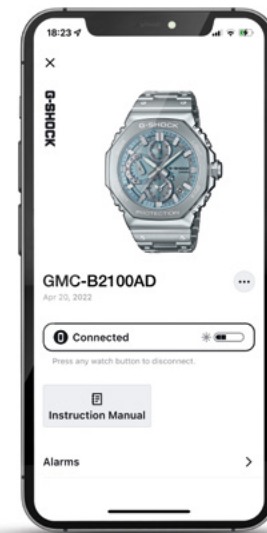


CLASSIC

GMC - B 2 1 0 0

CAN A CHRONOGRAPH BE SO TOUGH?

With G-SHOCK, watches were reinvented and with the GM -B2100, G-SHOCK was reinvented. For the first time, a complete analogue model has become part of the G-SHOCK family and the classic chronograph design is now not only elegant, but also absolutely powerful - down to the last detail.



5733 | **GMC-B2100AD-2AER**

Ø 44 mm



5733 | **GMC-B2100D-1AER**

Ø 44 mm

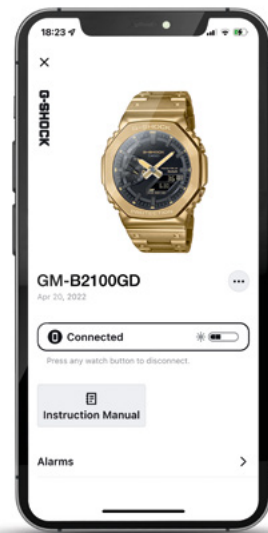


CLASSIC

GM - B 2 1 0 0

CULT BECOMES ICON.

In 1983, the first G-SHOCK ushered in a new era. Now, 40 years later, the CLASSIC collection goes one step further. Functions such as Bluetooth® have been added, but the heart of a genuine G-SHOCK has remained. Full metal and elaborate finishes make the CLASSIC collection a legendary piece of ... contemporary history.



5691 | **GM-B2100GD-9AER**

Ø 44 mm
Ionised case
and band



5691 | **GM-B2100BD-1AER**

Ø 44 mm
Ionised case
and band



5691 | **GM-B2100AD-2AER**

Ø 44 mm



5691 | **GM-B2100D-1AER**

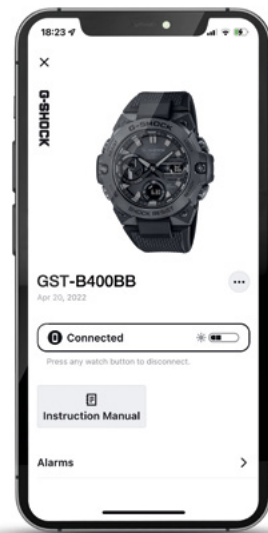
Ø 44 mm



G-STEEL

MADE OF STEEL. WITH CONVICTION.

Timelessly elegant business look meets cool streetwear, classic metal meets robust resin and masculine design. The models in the G-STEEL collections combine the highest quality materials and a characteristic design. The latest generation simply connects to the smartphone via Bluetooth®. In this way, the local time, world time and alarm function can be conveniently set.



5657 | **GST-B400BB-1AER**

Ø 50 mm
Ionised case



5657 | **GST-B400-1AER**

Ø 50 mm



5513 | **GST-B100D-1AER**

Ø 54 mm



5513 | **GST-B100-1AER**

Ø 54 mm



5444 | **GST-W110-1AER**

Ø 52 mm



MUDMASTER

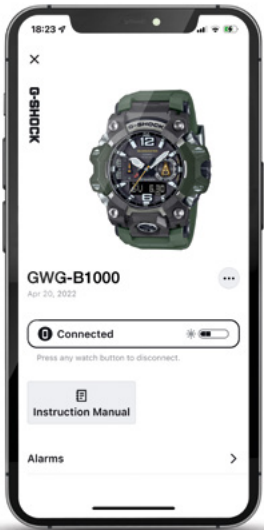
PERFECT DESIGN
FOR EXTREME CHALLENGES.

The GWG series takes the combination of durability and functionality to a new level. Precise sensor technology meets an innovative multi-component structure to guarantee absolute reliability. Thanks to resource-saving processing, the manufacturing process is also particularly sustainable.

CASIO
WATCHES


GET IT ON
Google Play


Download on the
App Store



5713 | GWG-B1000-3AER

Ø 52 mm
Sapphire crystal



CASIO
WATCHES

SOLAR
POWERED

RADIO
CONTROLLED

4 549526 361982







5713 | GWG-B1000-1AER

Ø 52 mm
Sapphire crystal



CASIO
WATCHES

SOLAR
POWERED

RADIO
CONTROLLED

4 549526 361937







5713 | GWG-B1000EC-1AER

Ø 52 mm
Sapphire crystal



CASIO
WATCHES

SOLAR
POWERED

RADIO
CONTROLLED

4 549526 382017







5713 | GWG-B1000-1A4ER

Ø 52 mm
Sapphire crystal



CASIO
WATCHES

SOLAR
POWERED

RADIO
CONTROLLED

4 549526 361883









5594 | **GG-B100-1A3ER**

Ø 53 mm

Carbon bezel
Step Tracker



5594 | **GG-B100Y-1AER**

Ø 51 mm

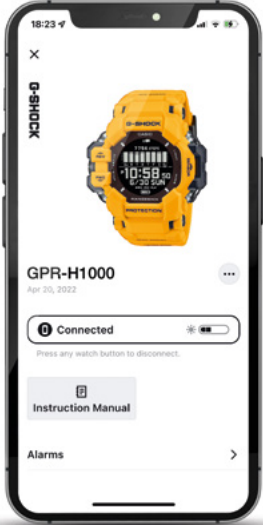
Carbon bezel
Step Tracker



RANGEMAN

MAKES YOU STRONGER.

Equipped with a heart rate monitor and activity modes for numerous outdoor activities, this model is perfect for safely reaching your limits. Thanks to the mud and dust-resistant housing, the digital compass, altimeter, barometer and thermometer can be called up safely even in the most difficult terrain.



5561 | **GWG-100-1A3ER**

Ø 55 mm



3554 | **GPR-H1000-9ER**

Ø 53 mm

Step Tracker



3554 | **GPR-H1000-1ER**

Ø 53 mm

Step Tracker



MUDMAN

HIGH PERFORMANCE FOR EVERY CHALLENGE.

The GW-9500 series of the legendary MUDMAN collection is now even more comfortable to wear thanks to a slimmer profile and also offers better readability of the sensor displays thanks to the dual-layer LCD. So every time is perfect for adventure – especially as the watch shows the precise time worldwide via radio signal. Thanks to solar operation, it can also be used where there are no batteries.

3553 | GW-9500MEC-1ER

Ø 53 mm

SOLAR POWERED

RADIO CONTROLLED



4 549526 380570

LED

FULL AUTO

G

5

MUD

24

1000

147

S

24

DUPLX

LCD

2000

1200

10

+65°C

10

000

m

ALTI

MEMO

1

10

20

BAR

NEW

3553 | GW-9500-3ER

Ø 53 mm

SOLAR POWERED

RADIO CONTROLLED



4 549526 356100

LED

FULL AUTO

G

5

MUD

24

1000

147

S

24

DUPLX

LCD

2000

1200

10

+65°C

10

000

m

ALTI

MEMO

1

10

20

BAR

3553 | GW-9500-1ER

Ø 53 mm

SOLAR POWERED

RADIO CONTROLLED



4 549526 356056

LED

FULL AUTO

G

5

MUD

24

1000

147

S

24

DUPLX

LCD

2000

1200

10

+65°C

10

000

m

ALTI

MEMO

1

10

20

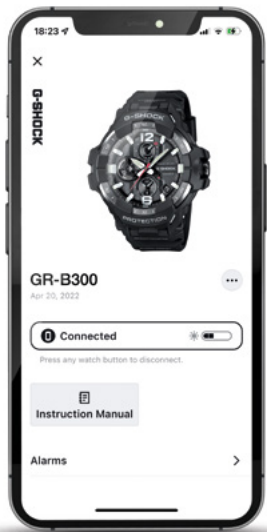
BAR



GRAVITYMASTER

STRONGER THAN G-FORCES.

The legendary GRAVITYMASTER series reaches a new level of high-quality workmanship with this model. The black chronograph with the analogue movement is extremely robust thanks to the Carbon Core Guard structure and light and corrosion-resistant thanks to the case reinforced with carbon fibres. The result is a pilot's watch that can withstand any turbulence.



5719 | GR-B300-1AER

Ø 55 mm



5719 | GR-B300-1A4ER

Ø 55 mm



5719 | GR-B300EC-1AER

Ø 55 mm



5121 | GW-3000M-4AER

Ø 50 mm



5719 | GR-B300-8A2ER

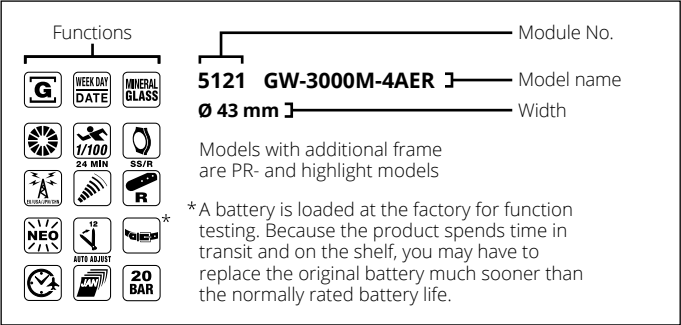
Ø 55 mm





3410 | GW-9400-1ER

Ø 54 mm











SMARTPHONE LINK

-  **Bluetooth®**
The watch is equipped with energy-saving Bluetooth® technology offering battery-saving data transfer at the touch of a button. Via Bluetooth® the watch can be connected to a smartphone without the use of a wire, thus allowing access to a large number of useful functions
-  **Precise time via smartphone**
When the watch is connected with a smartphone, the time will be set automatically and show the local time everywhere in the world.

DISPLAY ILLUMINATION

-  **Double Illuminator**
Both the digital and analogue areas of the watch face glow when the EL backlight is turned on.
-  **LED light**
A light-emitting diode (LED) is used to illuminate the watch face.
-  **Super LED light**
Light-emitting diodes illuminate the display with either blue, green, light blue, pink, yellow, or white light.
-  **Auto LED light**
A light-emitting diode (LED) is used to illuminate the watch face, incl. the feature of an auto light switch that illuminates the display when the watch is angled towards the face.
-  **Full auto LED light**
A light-emitting diode is used for display illumination. The full auto light feature illuminates the display when the watch is tilted towards the face, only when lighting is dim.
-  **Super full auto LED light**
If the ambient light fades, a turn of your wrist illuminates the watch display particularly brightly and in colour.

CASE PROTECTION

-  **Shock-resistant**
Shock-resistant construction protects against impact and vibration.
-  **Mud-resistant**
Dirt- and mud-resistant construction keeps mud and dirt from getting into the watch.
-  **Low-temperature resistant (-10 °C)**
Even temperatures as low as -10 °C have no effect on this watch.
-  **Vibration-resistant**
aGEL® elements surround the watch, making it even more resistant to shocks and vibrations. aGEL® is a silicone material. It is extremely flexible and has a cushioning effect on the module.



SOLAR FUNCTION (TOUGH SOLAR)

-  **Solar function**
A solar cell provides power for operation.


RADIO SIGNAL RECEPTION

-  **Radio signal reception (EU, USA, Japan, China)**
A built-in radio signal receiver ensures that the exact time is displayed across much of Europe, the United States, Japan, and China. Watches with this symbol can pick up DCF, MSF, WWVB, JJY, and BPC radio signals.










DISPLAY AND EDIT FUNCTIONS

-  **Duplex LCD**
The duplex LC display is practical and easy to read at the same time. While the upper layer displays the direction of the compass, the bottom layer can show further measurements and figures simultaneously.
-  **Neobrite**
A luminous coating provides long-term illumination in the dark after only short exposure to light.




PHYSIOLOGICAL CONTROL FUNCTIONS

-  **Step tracker**
The step tracker function counts steps via acceleration sensor and shows them on the watch's display.

OUTDOOR FUNCTIONS

-  **Barometer**
A built-in pressure sensor measures barometric pressure, which is shown on the display.
-  **Thermometer**
A built-in temperature sensor measures the temperature.
-  **Compass**
A built-in direction sensor detects the magnetic north.
-  **Location Indicator**
The location indicator indicates the direction and distance of a previously stored location. This function can be very useful, if you got lost and you want to get back to a cabin, a lake or a car.
-  **Mission Log**
After activating the Mission Log function, route and altitude profile are stored in the smartphone and can be displayed on a map. In addition, photos are automatically stored in a Mission Log when they are made during a tour storage.
-  **Altitude measurement**
A built-in pressure sensor measures barometric pressure, which is converted to relative altitude. The figure under the symbol indicates the maximum measurable altitude.
-  **Altitude addition**
The altitude addition function counts all the metres that have been ascended, giving you the difference between the starting and stopping altitude at a glance.
-  **Altimeter data memory**
Depending on the model, up to 40 sets of elevation data can be stored in the watch's data memory and re-accessed at any time. Each of these data sets consists of a measured altitude as well as the date and time. In addition to the individual altitudes, the maximum and minimum altitudes during a measurement are also stored.
-  **Sunrise/sunset display**
Sunrise and sunset times are displayed based on your current latitude and longitude.


SPECIAL TIME FUNCTIONS

-  **World time**
Displays the current time in major cities and specific areas around the world.
-  **Dual time display**
The dual time display allows you to read a second time at a single glance
-  **12/24-hour timekeeping**
Times can be displayed in either a 12-hour or 24-hour format.



STOPWATCH FUNCTIONS

-  **Stopwatch**
Accurate measurement of elapsed time with the touch of a button.








COUNTDOWN-TIMER

-  **Countdown-Timer**
A stopwatch that counts backwards: When 0 minutes, 0 seconds is reached, the timer emits a 10-second signal tone




ALARM

-  **Daily alarm, hourly time signal**
The daily alarm sounds each day at the time you set. The hourly time signal causes the watch to beep every hour on the hour.
-  **Snooze feature**
Each time you stop the alarm, it sounds again after a few minutes.




SPECIAL FUNCTIONS

-  **Automatic hand adjustment**
The automatic hand adjustment function checks the home position of the hands every hour and corrects it if necessary – either by adjusting e.g. from shocks or using the influence of magnetism.
-  **Hand moving function**
With a push of a button, hands are moving and permit a free visibility of functions like stopwatch or date.
-  **Crown button lock**
Secures the crown button from accidental change to another mode of operation.
-  **Button tone on/off**
If desired, the button tone can be turned off with the mode button. When switching from one function to another, the beep tone won't be heard any more. Pre-set alarms or countdown timer are still active after turning-off the button tone.
-  **SMART ACCESS technology**
The SMART ACCESS system allows the watch to be set quickly and intuitively with an electronic crown. Functions like the stopwatch, countdown timer, alarm and world time can easily be operated by pressing and turning the crown.
-  **Phone finder**
Misaid your smartphone? With a simple press of a button on your watch, your smartphone will emit an alarm.
-  **Flight log memory**
At the touch of a button, the current location including GPS data, time, and date are recorded in the flight log memory. This function may be very helpful, e.g. for pilots in order to document their deployments and display them on the map.



BATTERY

-  **Battery level indicator**
Indicator shows the current battery level.
-  **Low Battery Warning**
A warning appears on the display whenever the battery power drops below a certain level.
-  **Battery life**
The number within the icon gives the approximate battery life in years, assuming normal usage.








CALENDAR

- **Full auto calendar**
Allowances are made automatically for months of different lengths, in case date corrections for leap years are required.
- **Date and weekday display**
Display of the date and day of the week with analogue watches.
- **Display of the day in different languages**
The name of the day can be displayed in different languages.







GLASSES

- **Mineral glass**
Hard glass resists scratching.
- **Sapphire crystal**
This glass is made using artificial sapphires for high-clarity and a scratch-resistant surface.






CASE

- **Solid stainless steel case**
- **Stainless steel resin case**
- **Resin case**
- **Carbon-reinforced resin casing**
- **Carbon-reinforced stainless steel case**
- **Karbon-Gehäuse aus Edelstahl**
- **Bio-based resin case**



WRISTBANDS

- **Resin band**
- **Stainless steel band**
- **Solid stainless steel band**
- **Massive stainless-steel composite watch band**
- **Bio-based resin band**
- **One-Push Band Exchange**


FINISHING

- **Bezel with IP finish**
- **Case with IP finish**
- **Bracelet with IP finish**
- **Carbon bezel**
- **Case back with DLC finish**

BUCKLES

- **One-touch 3-fold buckle**
- **Pin buckle**

WATER RESISTANCE

- **Water-resistant**
WR means that the model is water-resistant according to ISO 22810. Shortterm contact with water does not cause problems. From a water-resistant grade of 5 bar, the watch is able to withstand this amount of water pressure and is therefore suitable for use when showering. 10 bar water-resistant means that the model is also suitable for swimming or snorkelling. From 20 bar, the watch can be use for freediving without equipment.



THE PERFECT LINE-UP,
TO IMPRESS WHEREVER YOU GO.



CASIO®

Casio Europe GmbH

Casio-Platz 1

22848 Norderstedt

Tel.: +49 (0) 40 528 650

www.g-shock.eu



Watches are not shown in actual size. This publication is subject to errors, particularly typographical ones. For technical reasons, printed colours in the catalogue may deviate slightly from the actual colour of the products.